


N series

210R N-type Bifacial Module

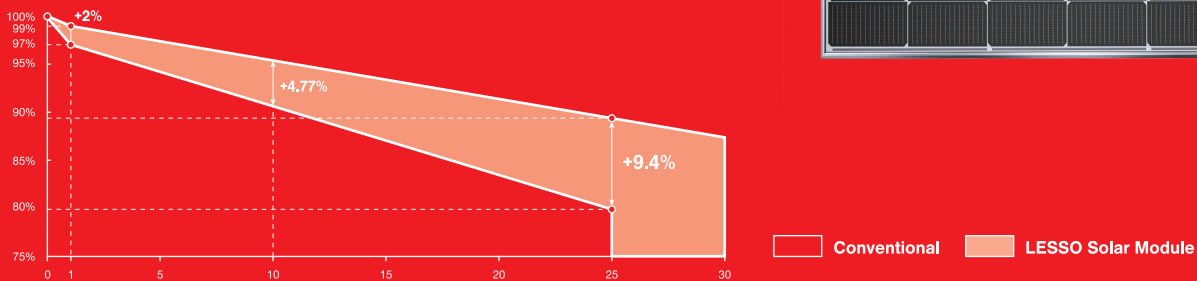
595W ~ 615W



12 years product workmanship warranty

30 years linear power output warranty

1% 1st-year degradation
0.40% annual degradation



FEATURES AND BENEFITS



Topcon technology, higher power generation.



High density packaging, improving energy density.



Even cloudy or foggy days, better weak illumination response.



Zero LID, increase power generation.



Better temperature coefficient, more power generation.



Higher power output, lower bos cost.



Multiple weather, resistance tests, wider applicability.



Double-sided generation, powerfully energy boost.

LESSO 210R N-type Bifacial Module (66)



Power Range
595W ~ 615W



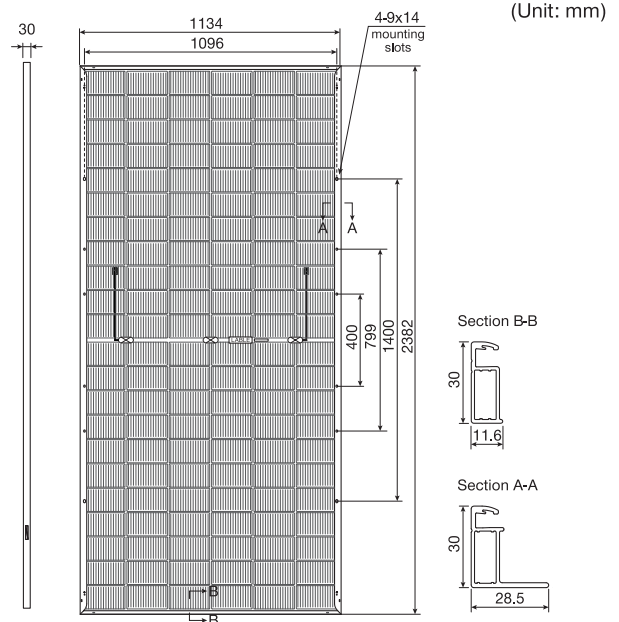
Power Output Tolerance
0W ~ +5W



Maximum Efficiency
22.77%

Structure Performance

Solar Cell Type	210R N-TOPCon Mono Cell (Half Cell)
Solar Cell Arrangement	132pcs(6x22)
Module Dimension	2382×1134×30mm
Weight	32.5kg
Front Glass	2.0mm, highly transparent tempered glass with anti-reflective coating
Frame	Anodized Aluminum Alloy
Junction Box	IP68 rated
Cable	4mm ² , portrait ^{400mm(+)} / _{200mm(-)} , landscape ^{1400mm(+)} / _{1400mm(-)} Length can be customized
Diode Quantity	3 pcs
Front side / Rear side	5400pa / 2400pa
Connector	MC4 Compatible
Per Pallet	36pcs
Per Container(40'HQ)	576pcs (horizontal packing) / 720pcs (vertical packing)

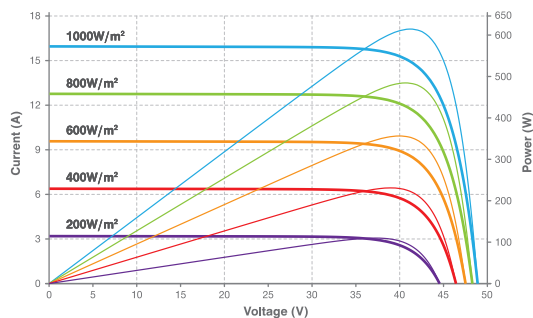


Electrical Performance Parameters

Model Type	595C(HBD)66(210R)		600C(HBD)66(210R)		605C(HBD)66(210R)		610C(HBD)66(210R)		615C(HBD)66(210R)		
	STC	NMOT	STC	NMOT	STC	NMOT	STC	NMOT	STC	NMOT	
Nominal Max. Power	P_{MAX} (W)	595	448	600	452	605	456	610	460	615	464
Max. Power Voltage	V_{MP} (V)	40.26	37.62	40.38	37.77	40.51	37.94	40.64	38.10	40.76	38.26
Max. Power Current	I_{MP} (A)	14.78	11.91	14.86	11.97	14.94	12.02	15.01	12.08	15.09	12.13
Open Circuit Voltage	V_{OC} (V)	48.29	45.82	48.42	45.95	48.55	46.07	48.69	46.20	48.82	46.33
Short Circuit Current	I_{SC} (A)	15.63	12.60	15.71	12.68	15.80	12.75	15.89	12.82	15.98	12.89
Module Efficiency	(%)	22.03		22.21		22.40		22.58		22.77	

* STC: Irradiance 1000W/m², Cell Temperature 25°C, Air Mass AM1.5; NMOT: Irradiance 800W/m², Ambient Temperature 20°C, Air Mass AM1.5, Wind Speed 1m/s; Power measurement tolerance ±3%.

Current-Voltage & Power-Voltage Curve (615C)



Bifacial Output-rearside Power Gain

Gain	Maximum Power		P_{MAX} (W)				
	P_{MAX} (W)	(%)	625	630	635	641	646
5%	Maximum Power	P_{MAX} (W)	625	630	635	641	646
	Module Efficiency	(%)	23.13%	23.32%	23.52%	23.71%	23.91%
10%	Maximum Power	P_{MAX} (W)	655	660	666	671	677
	Module Efficiency	(%)	24.23%	24.43%	24.64%	24.84%	25.04%
25%	Maximum Power	P_{MAX} (W)	744	750	756	763	769
	Module Efficiency	(%)	27.53%	27.77%	28.00%	28.23%	28.46%

Temperature Characteristics

Nominal Module Operating Temperature	44±2°C	Temperature Coefficient (V_{OC})	-0.25%
Temperature Coefficient (I_{SC})	+0.043%	Temperature Coefficient (P_{MAX})	-0.30%

Maximum Parameters

Working Temperature	-40~+85°C
Maximum System Voltage	1500V DC
Nominal Maximum Fuse Current	35A