


N series

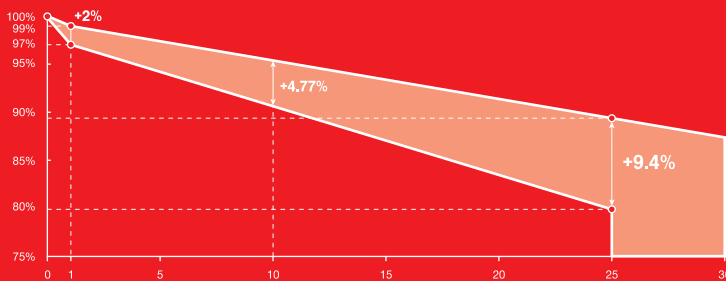

182 N-type Monofacial Module

525W ~ 545W

 **12** years product workmanship warranty

 **30** years linear power output warranty

 **1%** 1st-year degradation
0.40% annual degradation



FEATURES AND BENEFITS



Topcon technology, higher power generation.



High density packaging, improving energy density.



Better temperature coefficient, more power generation.



Zero LID, increase power generation.



Even cloudy or foggy days, better weak illumination response.



Multiple weather, resistance tests, wider applicability.

LESSO 182 N-type Monofacial Module (66)



Power Range
525W ~ 545W



Power Output Tolerance
0W ~ +5W

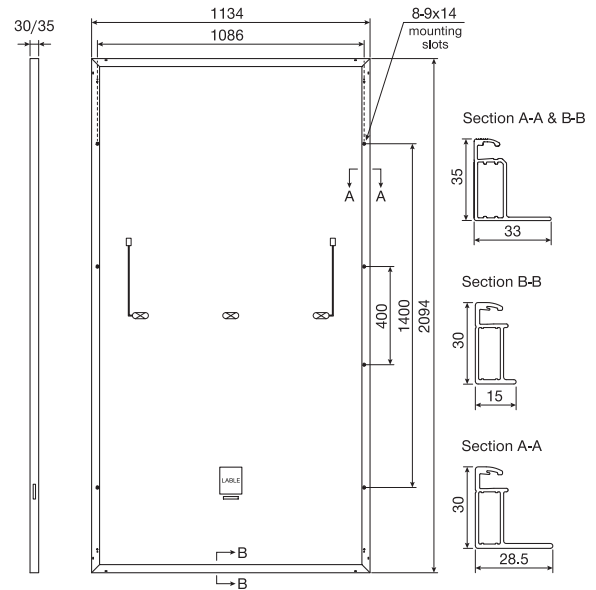


Maximum Efficiency
22.95%

(Unit: mm)

Structure Performance

| | |
|-------------------------------|---|
| Solar Cell Type | 182mm N-TOPCon Mono Cell (Half Cell) |
| Solar Cell Arrangement | 132pcs(6×22) |
| Module Dimension | 2094×1134×35mm/30mm |
| Weight | 25.1kg(35mm) / 23.8kg(30mm) |
| Front Glass | 3.2mm, highly transparent tempered glass with anti-reflective coating |
| Back Sheet | White |
| Frame | Anodized Aluminum Alloy |
| Junction Box | IP68 rated |
| Cable | 4mm ² , portrait ^{400mm(+)} / _{230mm(-)} , landscape ^{1400mm(+)} / _{1400mm(-)} Length can be customized |
| Diode Quantity | 3 pcs |
| Front side / Rear side | 5400pa / 2400pa |
| Connector | MC4 Compatible |
| Per Pallet | 31pcs(35mm) / 36pcs(30mm) |
| Per Container(40'HQ) | 682pcs(35mm) / 792pcs(30mm) |

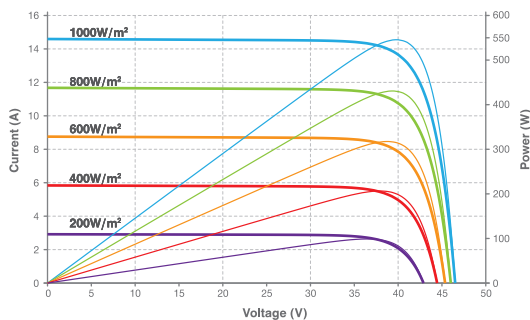


Electrical Performance Parameters

| Model Type | 525C(HPM)66(182) | | 530C(HPM)66(182) | | 535C(HPM)66(182) | | 540C(HPM)66(182) | | 545C(HPM)66(182) | |
|---|------------------|-------|------------------|-------|------------------|-------|------------------|-------|------------------|-------|
| | STC | NMOT | STC | NMOT | STC | NMOT | STC | NMOT | STC | NMOT |
| Nominal Max. Power P_{MAX} (W) | 525 | 395 | 530 | 399 | 535 | 403 | 540 | 407 | 545 | 411 |
| Max. Power Voltage V_{MP} (V) | 38.84 | 36.75 | 38.98 | 36.92 | 39.11 | 37.08 | 39.25 | 37.25 | 39.38 | 37.42 |
| Max. Power Current I_{MP} (A) | 13.52 | 10.75 | 13.60 | 10.81 | 13.68 | 10.87 | 13.76 | 10.93 | 13.84 | 10.99 |
| Open Circuit Voltage V_{OC} (V) | 46.31 | 44.15 | 46.36 | 44.29 | 46.41 | 44.43 | 46.46 | 44.57 | 46.51 | 44.61 |
| Short Circuit Current I_{SC} (A) | 14.25 | 11.56 | 14.33 | 11.63 | 14.41 | 11.70 | 14.49 | 11.77 | 14.57 | 11.84 |
| Module Efficiency (%) | 22.11 | | 22.32 | | 22.53 | | 22.74 | | 22.95 | |

* STC: Irradiance 1000W/m², Cell Temperature 25°C, Air Mass AM1.5; NMOT: Irradiance 800W/m², Ambient Temperature 20°C, Air Mass AM1.5, Wind Speed 1m/s; Power measurement tolerance ±3%.

Current-Voltage & Power-Voltage Curve (545C)



Temperature Characteristics

| | |
|--|---------|
| Nominal Module Operating Temperature | 44±2°C |
| Temperature Coefficient (I_{sc}) | +0.043% |
| Temperature Coefficient (V_{oc}) | -0.25% |
| Temperature Coefficient (P_{max}) | -0.30% |

Maximum Parameters

| | |
|-------------------------------------|-----------|
| Working Temperature | -40~+85°C |
| Maximum System Voltage | 1500V DC |
| Nominal Maximum Fuse Current | 25A |