


N series

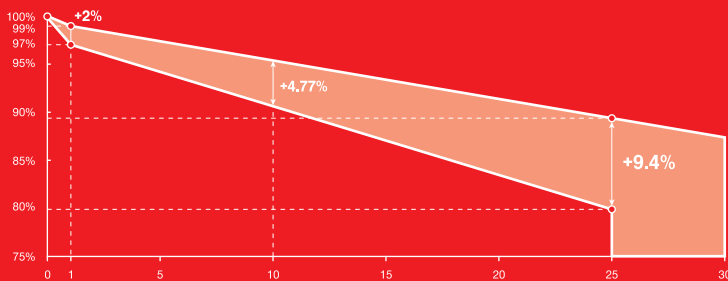

## 182 N-type Bifacial Module

525W ~ 545W

 **12** years product workmanship warranty

 **30** years linear power output warranty

 **1%** 1st-year degradation  
**0.40%** annual degradation



 Conventional  LESSO Solar Module

### FEATURES AND BENEFITS



Topcon technology, higher power generation.



High density packaging, improving energy density.



Even cloudy or foggy days, better weak illumination response.



Zero LID, increase power generation.



Better temperature coefficient, more power generation.



Higher power output, lower bos cost.



Multiple weather, resistance tests, wider applicability.



Double-sided generation, powerfully energy boost.

# LESSO 182 N-type Bifacial Module (66)



Power Range  
**525W ~ 545W**



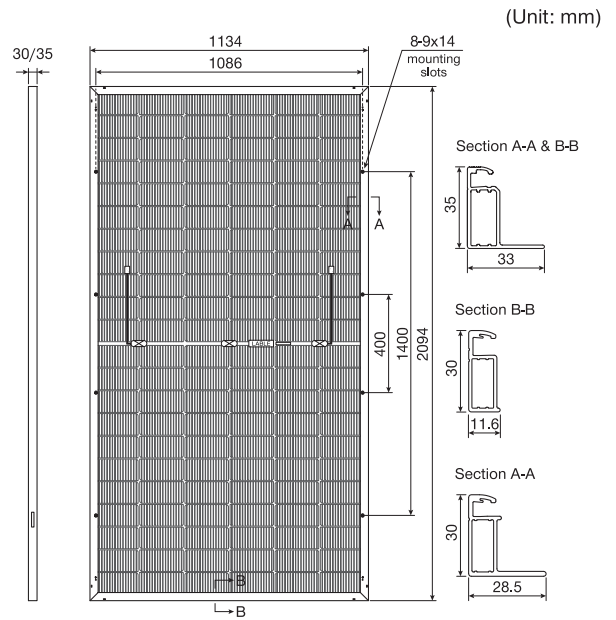
Power Output Tolerance  
**0W ~ +5W**



Maximum Efficiency  
**22.95%**

## Structure Performance

Solar Cell Type	182mm N-TOPCon Mono Cell (Half Cell)
Solar Cell Arrangement	132pcs(6x22)
Module Dimension	2094×1134×35mm/30mm
Weight	29.6kg(35mm) / 28.4kg(30mm)
Front Glass	2.0mm, highly transparent tempered glass with anti-reflective coating
Frame	Anodized Aluminum Alloy / Polyurethane Composite Frame
Junction Box	IP68 rated
Cable	4mm <sup>2</sup> , portrait <sup>400mm(+)</sup> / <sub>200mm(-)</sub> , landscape <sup>1400mm(+)</sup> / <sub>1400mm(-)</sub> Length can be customized
Diode Quantity	3 pcs
Front side / Rear side	5400pa / 2400pa
Connector	MC4 Compatible
Per Pallet	31pcs(35mm) / 36pcs(30mm)
Per Container(40'HQ)	682pcs(35mm) / 792pcs(30mm)

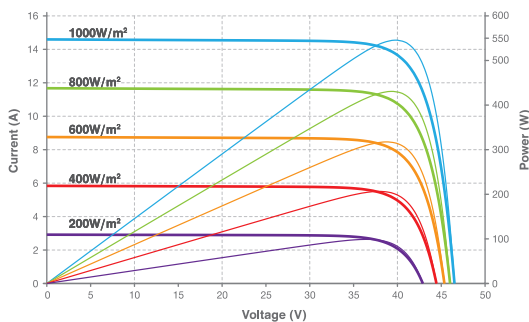


## Electrical Performance Parameters

Model Type	525C(HBD)66(182)		530C(HBD)66(182)		535C(HBD)66(182)		540C(HBD)66(182)		545C(HBD)66(182)		
	STC	NMOT	STC	NMOT	STC	NMOT	STC	NMOT	STC	NMOT	
Nominal Max. Power	$P_{MAX}$ (W)	525	394	530	398	535	402	540	406	545	410
Max. Power Voltage	$V_{MP}$ (V)	38.89	36.55	39.09	36.72	39.29	36.89	39.49	37.06	39.69	37.23
Max. Power Current	$I_{MP}$ (A)	13.50	10.78	13.56	10.84	13.62	10.90	13.68	10.96	13.74	11.02
Open Circuit Voltage	$V_{OC}$ (V)	46.57	44.00	46.77	44.19	46.97	44.38	47.17	44.57	47.37	44.76
Short Circuit Current	$I_{SC}$ (A)	14.43	11.68	14.49	11.73	14.55	11.78	14.61	11.83	14.67	11.88
Module Efficiency	(%)	22.11		22.32		22.53		22.74		22.95	

\* STC: Irradiance 1000W/m<sup>2</sup>, Cell Temperature 25°C, Air Mass AM1.5; NMOT: Irradiance 800W/m<sup>2</sup>, Ambient Temperature 20°C, Air Mass AM1.5, Wind Speed 1m/s; Power measurement tolerance ±3%.

## Current-Voltage & Power-Voltage Curve (545C)



## Bifacial Output-rearside Power Gain

		$P_{MAX}$ (W)	Rearside Power Gain (%)				
			5%	10%	25%	30%	
5%	Maximum Power	$P_{MAX}$ (W)	551	557	562	567	572
	Module Efficiency	(%)	23.21%	23.44%	23.66%	23.88%	24.10%
10%	Maximum Power	$P_{MAX}$ (W)	578	583	589	594	600
	Module Efficiency	(%)	24.32%	24.55%	24.78%	25.01%	25.25%
25%	Maximum Power	$P_{MAX}$ (W)	656	663	669	675	681
	Module Efficiency	(%)	27.64%	27.90%	28.16%	28.43%	28.69%

## Temperature Characteristics

Nominal Module Operating Temperature	44±2°C	Temperature Coefficient ( $V_{OC}$ )	-0.25%
Temperature Coefficient ( $I_{SC}$ )	+0.043%	Temperature Coefficient ( $P_{MAX}$ )	-0.30%

## Maximum Parameters

Working Temperature	-40~+85°C
Maximum System Voltage	1500V DC
Nominal Maximum Fuse Current	30A