

N-TOPCon series

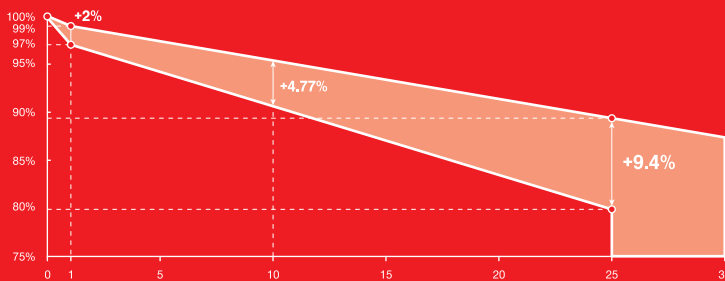

182 N-TOPCon Monofacial Module

515W ~ 530W

12 years product workmanship warranty

30 years linear power output warranty

1% 1st-year degradation
0.40% annual degradation



Conventional LESSO Solar Module

FEATURES AND BENEFITS

- N-TOPCon brings 10-30% additional power generation comparing with conventional P-type module.
- Higher power output even under low-light environments like on cloudy or foggy days.
- N-TOPCon solar cell has no LID naturally which can increase power generation.
- Higher power generation under working conditions, thanks to passivating contact cell technology.
- Higher bifaciality, higher power output and lower BOS cost.
- More application scenes like BIPV, vertical installation, snowfield, high-humid, windy and dusty area.

LESSO 182 N-TOPCon Monofacial Module



Power Range
515W ~ 530W



Power Output Tolerance
0W ~ +5W

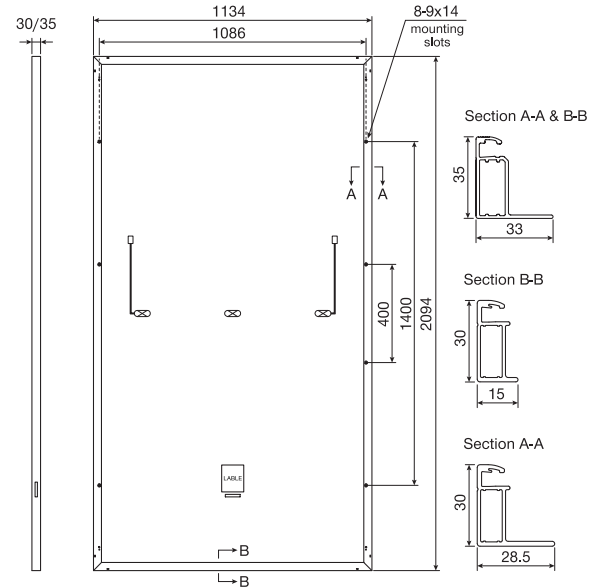


Maximum Efficiency
22.32%

Structure Performance

Solar Cell Type	182mm N-TOPCon Mono Cell (Half Cell)
Solar Cell Arrangement	132pcs(6×22)
Module Dimension	2094×1134×35mm/30mm
Weight	25.1kg(35mm) / 23.8kg(30mm)
Front Glass	3.2mm, highly transparent tempered glass with anti-reflective coating
Back Sheet	White
Frame	Anodized Aluminum Alloy
Junction Box	IP68 rated
Cable	4mm ² , portrait ^{400mm (+)} / _{200mm (-)} , landscape ^{1400mm (+)} / _{1400mm (-)} Length can be customized
Diode Quantity	3 pcs
Front side / Rear side	5400pa / 2400pa
Connector	MC4 Compatible
Per Pallet	31pcs(35mm) / 36pcs(30mm)
Per Container(40'HQ)	682pcs(35mm) / 792pcs(30mm)

(Unit: mm)



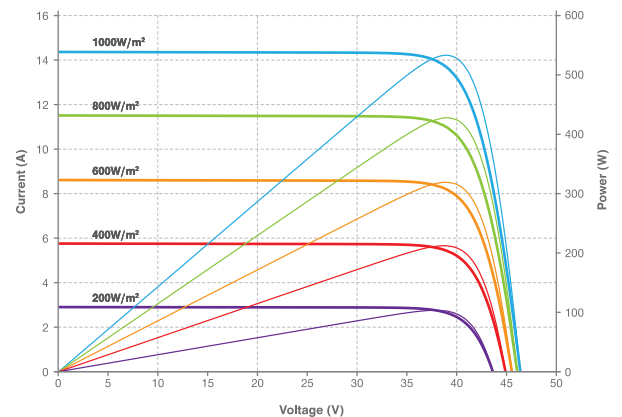
Electrical Performance Parameters | STC

Model Type	515C(HPM) 66(182)	520C(HPM) 66(182)	525C(HPM) 66(182)	530C(HPM) 66(182)	
Nominal Max. Power	P _{max} (W)	515	520	525	530
Max. Power Voltage	V _{mp} (V)	38.55	38.70	38.84	38.98
Max. Power Current	I _{mp} (A)	13.36	13.44	13.52	13.60
Open Circuit Voltage	V _{oc} (V)	46.21	46.26	46.31	46.36
Short Circuit Current	I _{sc} (A)	14.09	14.17	14.25	14.33
Module Efficiency	(%)	21.69	21.90	22.11	22.32
Power Output Tolerance	(W)	0 ~ +5W			

* STC: Irradiance 1000W/m², Cell Temperature 25°C, Air Mass AM1.5.

* Power measurement tolerance ±3%.

Current-Voltage & Power-Voltage Curve (535C)



Electrical Performance Parameters | NMOT

Model Type	515C(HPM) 66(182)	520C(HPM) 66(182)	525C(HPM) 66(182)	530C(HPM) 66(182)	
Nominal Max. Power	P _{max} (W)	387	391	395	399
Max. Power Voltage	V _{mp} (V)	36.41	36.58	36.75	36.92
Max. Power Current	I _{mp} (A)	10.63	10.69	10.75	10.81
Open Circuit Voltage	V _{oc} (V)	43.87	44.01	44.15	44.29
Short Circuit Current	I _{sc} (A)	11.42	11.49	11.56	11.63

* NMOT: Irradiance 800W/m², Cell Temperature 20°C, Wind Speed 1m/s.

* Power measurement tolerance ±3%.

Temperature Characteristics

Nominal Module Operating Temperature	44±2°C
Temperature Coefficient (I _{sc})	+0.043%
Temperature Coefficient (V _{oc})	-0.25%
Temperature Coefficient (P _{max})	-0.30%

Maximum Parameters

Working Temperature	-40 ~ +85°C
Maximum System Voltage	1500V DC
Nominal Maximum Fuse Current	25A